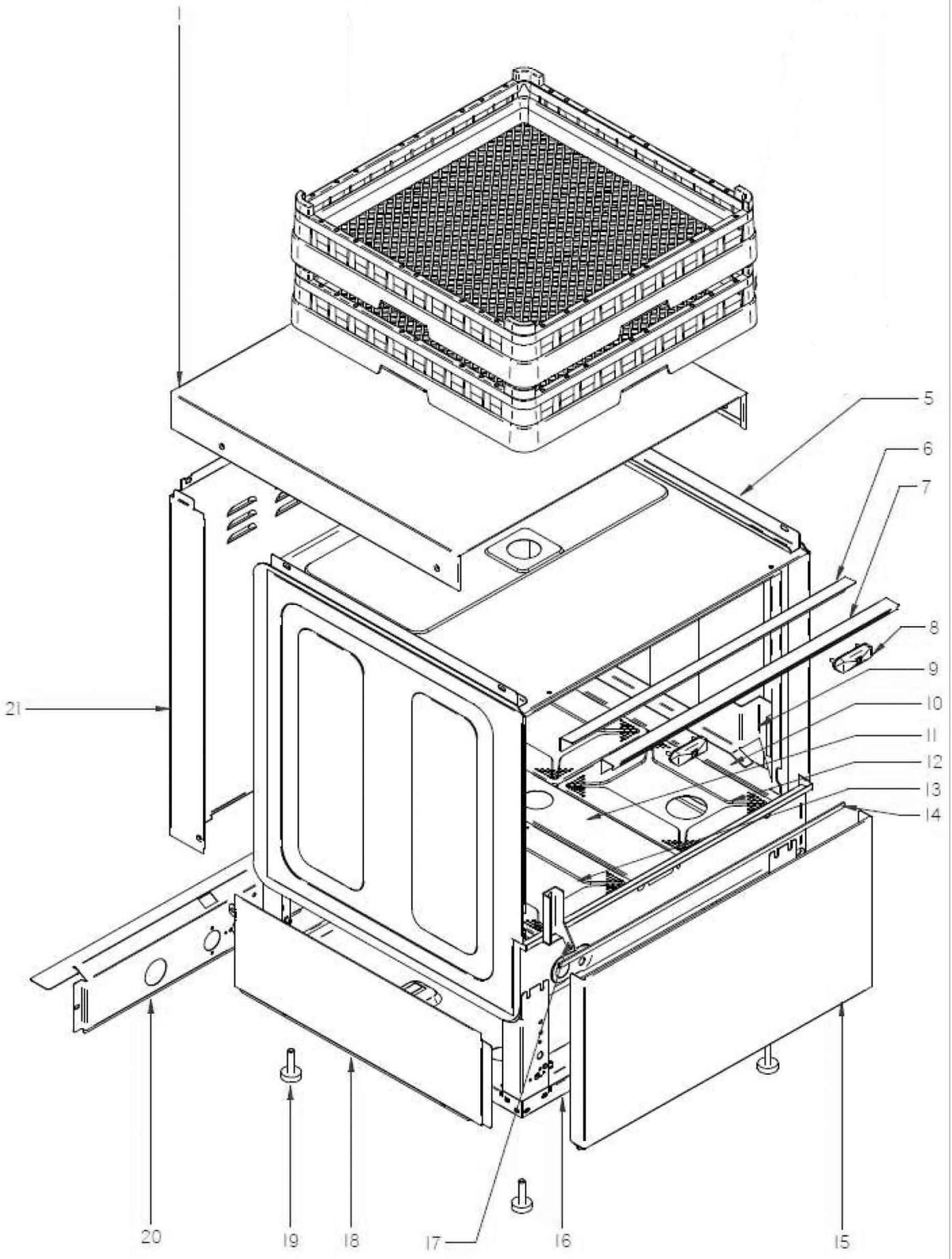

Bartscher	Spülmaschine US E500 LPR Artikel-Nr.: 110500	Explosionszeichnung Datum 25.05.2023	Seite 1/12

Pos.	Artikelbeschreibung	Description of item	Artikel Nr./Item No.
1	Deckel	Lid	E012170241
5	Halterung	Holder	E012170248
6	Profil, hinten	Profile, rear	E012024374
7	Profil, vorne	Profile, front	E012022469
8	Türverschluss	Door lock	E012003212
9	Führung, rechts	Right guide	E012170251
S/Nº	Führung, links	Left guide	E012170230
14	Dichtung	Sealing	E012154932
15	Blende	Cover	E012022724
16	Rahmen	Frame	E012003593
17	Scharnier, links	Lefft hinge	E012170261
S/Nº	Scharnier, rechts	Right hinge	E012170242
18	Abdeckung, links	Left cover	E012022560
S/Nº	Abdeckung, rechts	Right cover	E012022563
19	Fuß, höhenverstellbar	Foot, height-adjustable	E012024163
20	Blende, hinten	Rear cover	E012022395

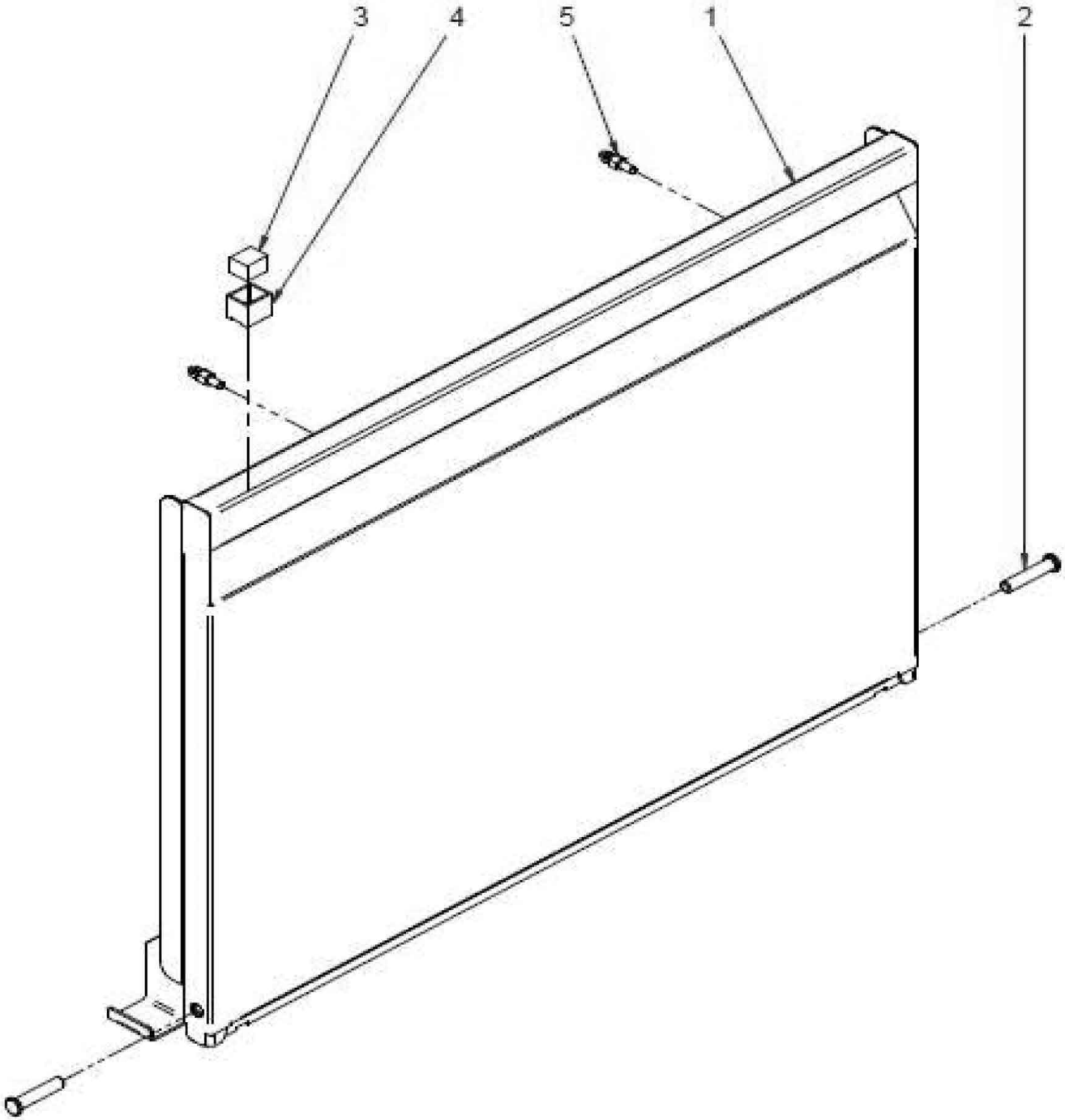
3
4
5
1
2

Pos.	Artikelbeschreibung	Description of item	Artikel Nr./Item No.
2	Achse	Axle	E012184707
3	Magnet	Magnet	E012024303
4	Halterung	Holder	E012024094
5	Türverriegelung	Door holder	E012024235
S/Nº	Türstopper	Door stopper	E012171028

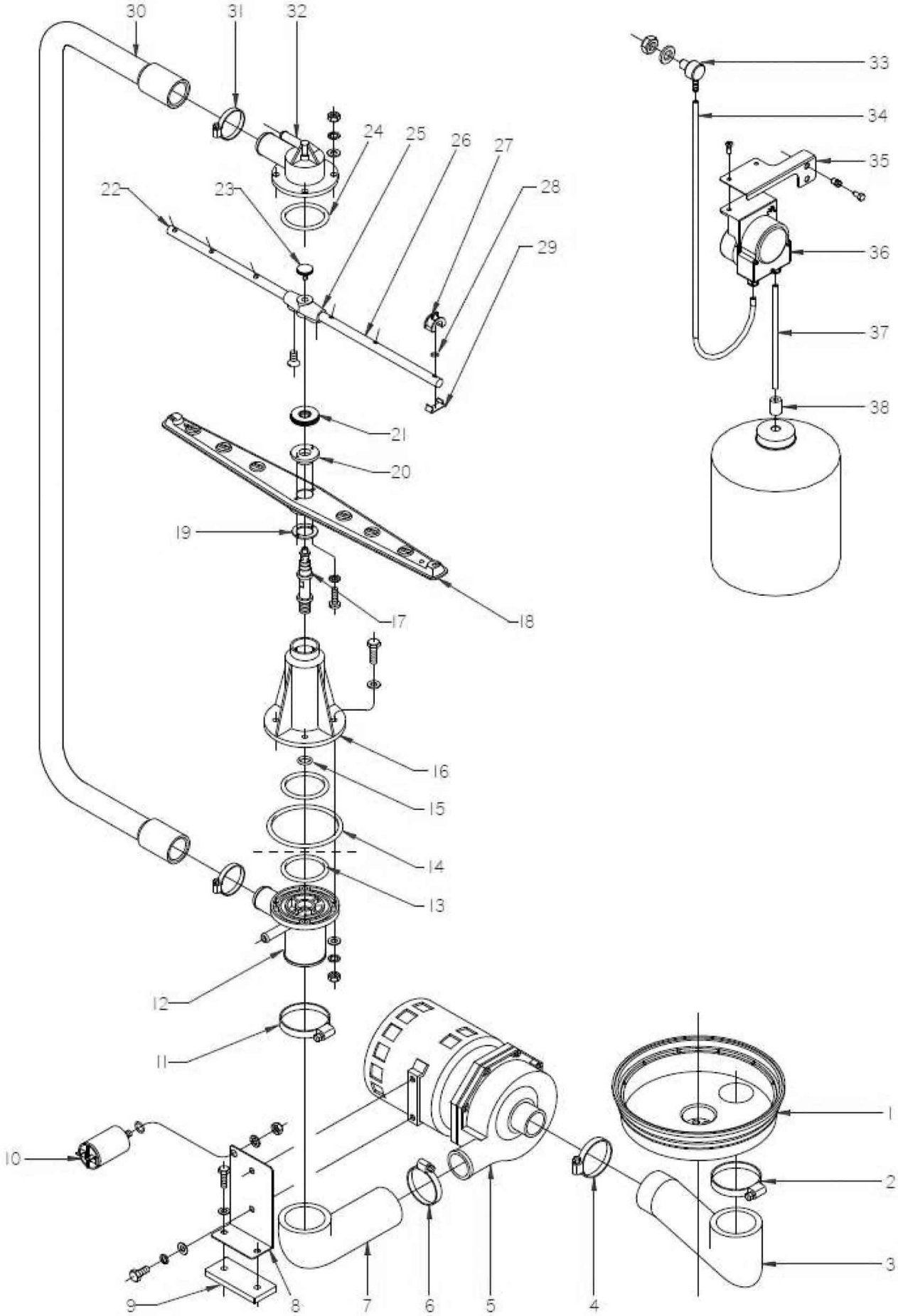

Bartscher	Spülmaschine US E500 LPR Artikel-Nr.: 110500	Explosionszeichnung Datum 25.05.2023	Seite 5/12

Pos.	Artikelbeschreibung	Description of item	Artikel Nr./Item No.
1	Abtropfblech	Drip tray	E012024367
2	Schelle 50/70	Clamp 50/70	011824
3	Winkel	Square	E012023683
4	Schelle 40/60	Clamp 40/60	011810
5	Spülpumpe	Wash pump	E012043287
5	Spülpumpe	Wash pump	E012102834
6	Schelle 40/60	Clamp 40/60	011810
7	Winkel	Square	E012023689
8	Halterung	Grip	E012022393
9	Boden	Bottom	E012023556
10	Kondensator 10m.F.	Condenser 10m.F.	E012024376
11	Schelle 50/70	Clamp 50/70	011824
12	Buchse	Socket	E012023613
13	O-Ring 50,17 x 60,83 x 5,3	O-ring 50.17 x 60.83 x 5.3	E012010079
14	O-Ring 85,09 x 95,75 x 5,3	O-ring 85.09 x 95.75 x 5.3	E012009976
15	O-Ring 13,94 x 19,18 x 2,6	O-ring 13.94 x 19.18 x 2.6	E012009837
16	Halterung	Grip	E012024480
17	Welle	Roll	E012023844
18	Spülarm	Distributor Mounted	E012025122X
19	Befestigung	Fixing	E012024289
20	Befestigung	Fixing	E012025122
21	Mutter, special M14x1	Special nut M14x1	E012024375
22	Spülarm, links	Rinsing arm, left	E012023524
23	Bolzen M5 x 0,8	Bolt M5 x 0.8	E012009829
24	O-Ring 50,17 x 60,83 x 5,3	O-ring 50.17 x 60.83 x 5.3	E012010079
25	Aufnahme z. Spülarm	Fixing to washing arm	E012024470
26	Spülarm, rechts	Rinsing arm, right	E012023527
27	Nachspüldüse	Rinse nozzle	E012024077
28	O-Ring 5,28 x 8,84 x 1,78	O-ring 5.28 x 8.84 x 1.78	E012009912
29	Klammer	Clamp	E012024006
30	Rohr	Pipe	E012023699
31	Schelle 25/40	Bracket 25/40	E012009997
32	Halterung	Grip	E012024471
33	Buchse	Socket	E012024531
35	Halterung	Holder	E012176078
36	Reinigerdosierpumpe	Detergent dosing pump	E012133011
38	Gewicht z. Filter	Weight f. filter	E012164632

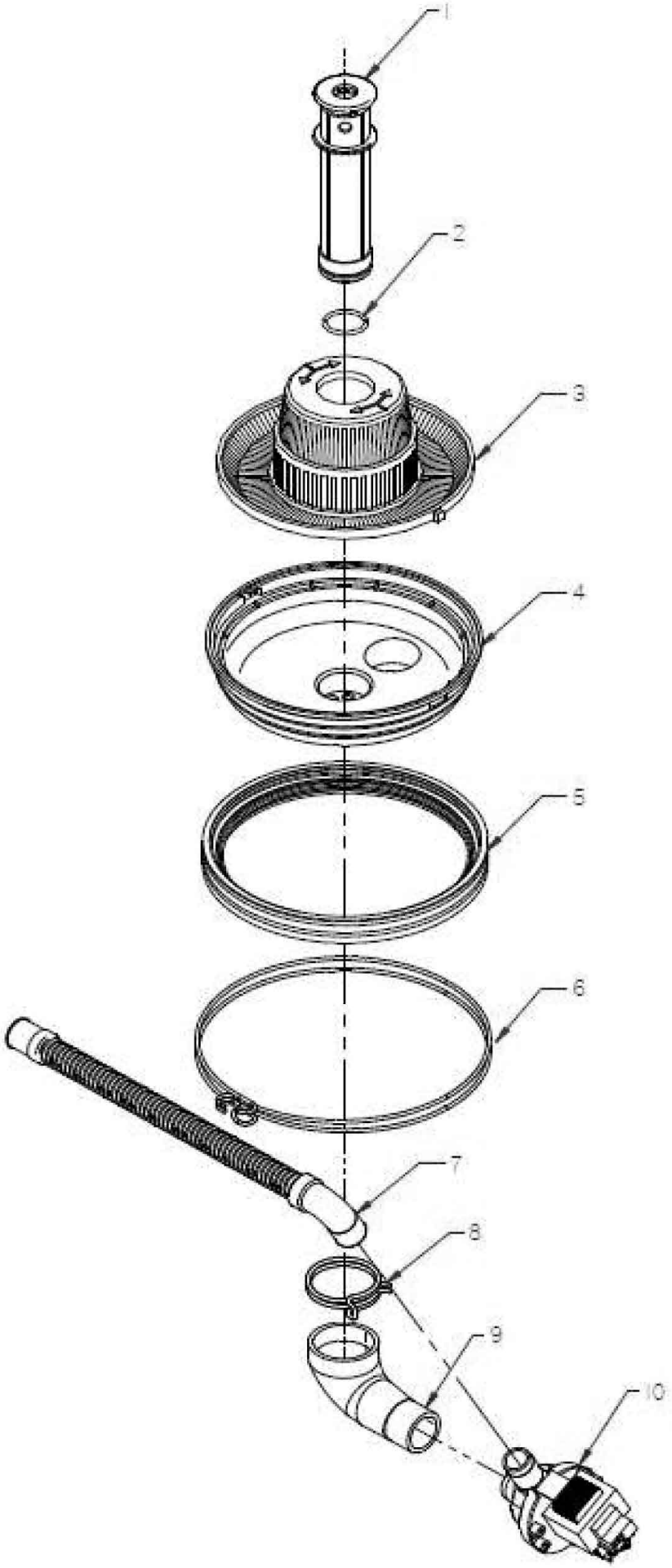
1
2
3
4
5
6
7
8
9
10

Pos.	Artikelbeschreibung	Description of item	Artikel Nr./Item No.
1	Überlaufrohr	Overflow pipe	E012153290
2	O-Ring 36,17 x 41,41 x 2,6	O-ring 36.17 x 41.41 x 2.6	E012010165
3	Filter	Filter	E012024410
4	Abtropfblech	Drip tray	E012024367
5	Dichtung	Sealing	E012024556
6	Schelle	Band	E012023841
7	Ablaufschlauch	Drain pipe	E012023666
8	Schelle 56/58.8	Bracket 56/58.8	E012007966
9	Rohr	Pipe	E012091075
10	Pumpe 220V AC 1N	Pump 37kW, 220V AC 1N	E012094265

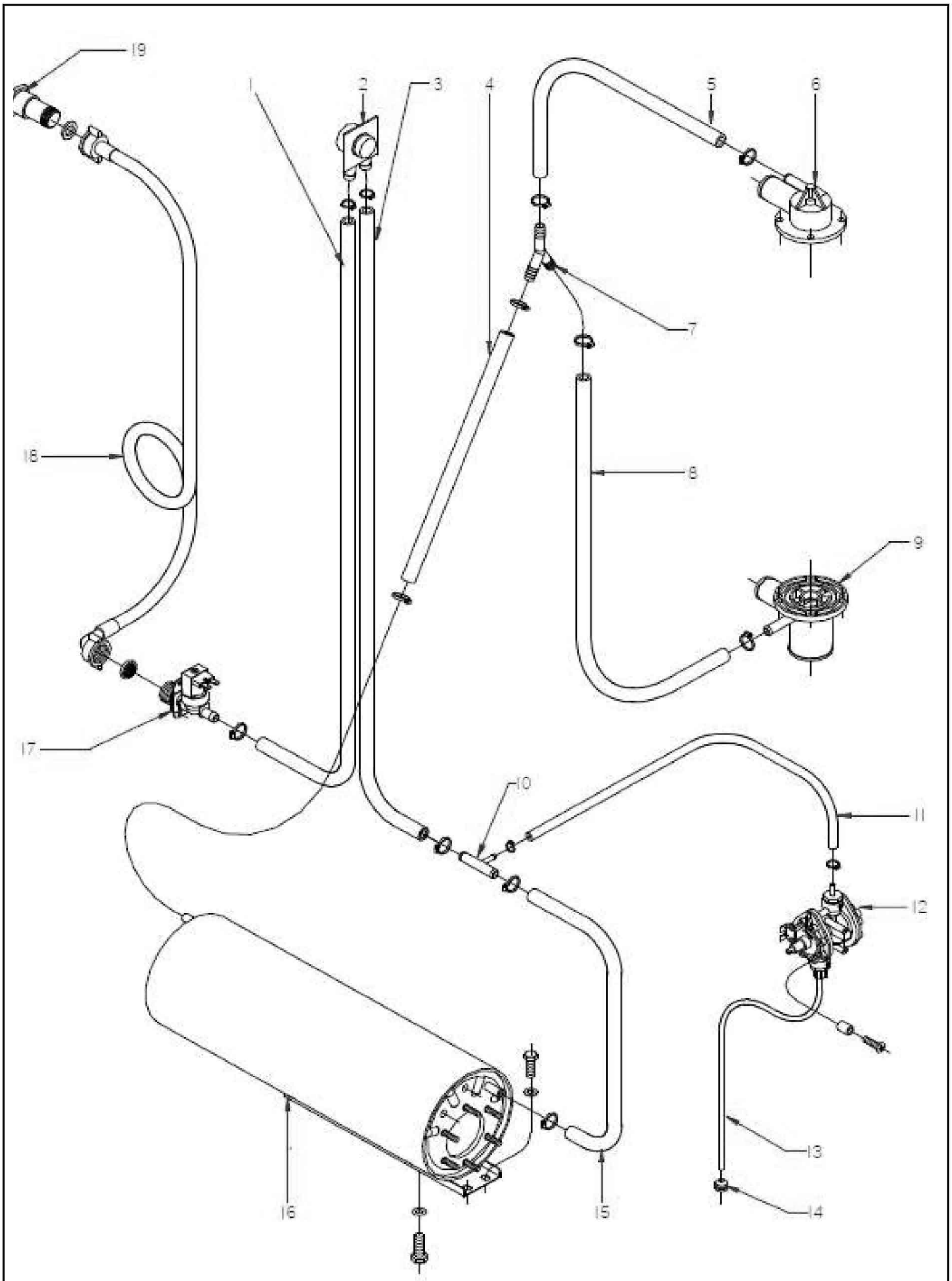
19
1
2
3
4
5
6
7
18
8
9
17
10
11
12
13
14
16
15

Pos.	Artikelbeschreibung	Description of item	Artikel Nr./Item No.
1	Schlauch	EV - Antireturn valve hose	E012153568
2	Rückschlagventil	Non-return valve	E012024568
3	Schlauch	Non-Return - T Fitting hose	E012153570
4	Schlauch	Boiler - Y Racord hose	E012153571
5	Schlauch, oben	Top hose	E012153573
6	Halterung	Grip	E012024471
7	Y-Stück	Y-piece	E012023511
8	Schlauch, unten	Lower hose	E012153572
9	Buchse	Socket	E012023613
S/Nº	Schelle 12/20	Clamp 12/20	011807
10	T-Stück	T-piece	E012025288
11	Schlauch	Rinse aid Dispenser	E012153565
S/Nº	Schelle 8-14L	Bracket 8-14L	E012010047
12	Klarspülmitteldosierer	Rinse aid dispenser	E0999323
13	Spülleitung	Rinse pipe	E012092499
14	Kappe	Protective cap	E012024353
15	Schlauch	T Fitting - Boiler hose	E012153569
16	Boiler, komplett	Boiler, set	E012022943
17	Elektromagnetventil	Solenoid valve	E012025161
18	Wassereinlauf	Water inlet	E012024115
18	Schlauch	Hose	E012115397
19	Rückschlagventil	Non-return valve	E012115508
19	Rückschlagventil	Non-return valve	E012115508

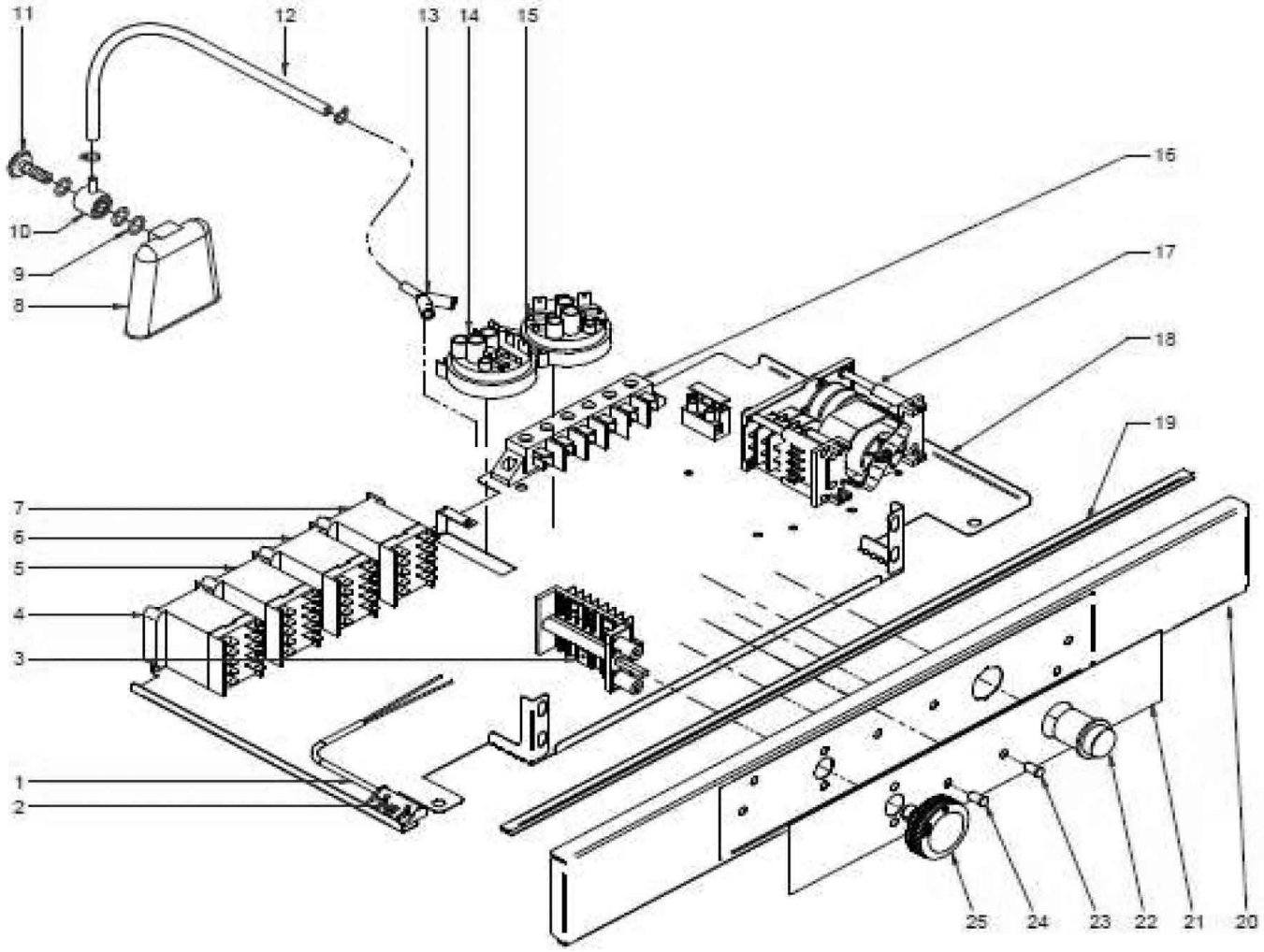
11
12
13
14
15
16
17
18
19
10
9
8
7
6
5
4
3
1
2
25
24
23
22
21
20

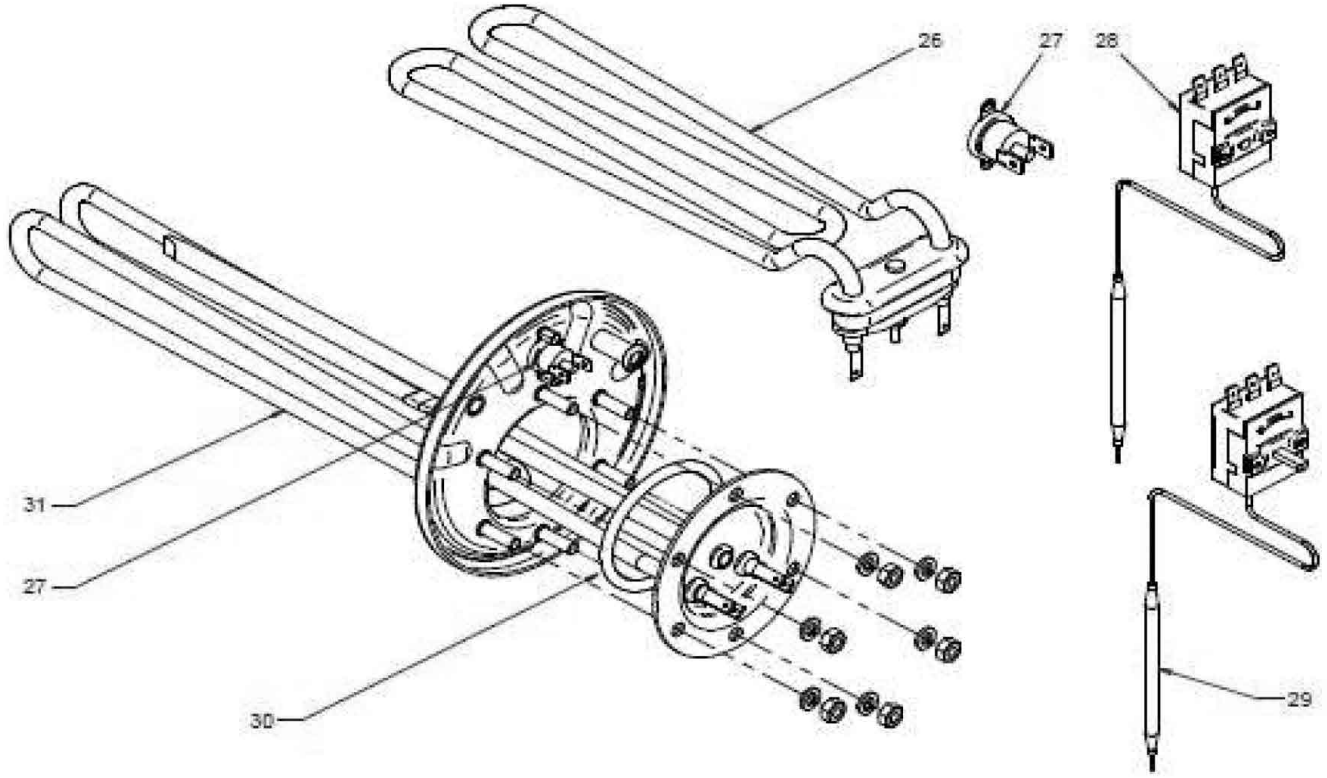
26
27
28
31
27
30
29

Pos.	Artikelbeschreibung	Description of item	Artikel Nr./Item No.
1	Magnetschalter	Magnetic switch	E012024477
2	Halterung z. Magnetschalter	Magnetic switch holder	E012024066
3	Schalter	Switch	E012024445
S/Nº	Hülse	Sleeve	E012024067
4	Relais 230V, 16A, 50/60Hz	Relay 230V, 16A, 50/60Hz	E012023706
5	Schütz 230V, 50/60Hz, 16A	Contact 230V, 50/60Hz, 16A	E012024011
6	Schütz 230V, 50/60Hz, 16A	Contact 230V, 50/60Hz, 16A	E012024011
7	Schütz 230V, 50/60Hz, 16A	Contact 230V, 50/60Hz, 16A	E012024011
8	Luftfalle	Air trap assembly	E012024350
9	O-Ring 16,01 x 10,77 x 2,62	O-ring 16.01 x 10.77 x 2.62	E012009873
10	Verbindung	Connector	E012024157
11	Schraube	Screw	E012024222
12	Druckschlauch	Pressure hose	E012153585
S/Nº	Schlauchschelle	Hose clamp	E012023707
13	Y-Anchluß	y-connection	E012023510
14	Pressostat 20/40	Pressure switch 2-4bar	E012023802
16	Anschlussklemme, 3-polig, 40A	Terminal clamp, 3-pole, 40A	E012024382
17	Programmwerk, Zyklus	Programme, cycle	E012024873
18	Boden	Bottom	E012170235
19	Dichtung	Sealing	E012183263
20	Bedienfeld	Control panel	E012257056
21	Sticker BMECH-500	Sticker BMECH-500	E012308704
22	Startknopf	Start button	E012169232
22	Druckknopf	Push button	E012266955
23	Kontrolllampe, grün	Green indicator light	E012169231
24	Kontrolllampe, blau	Blue indicator light	E012169230
25	Knebel	Knob	E012170488
S/Nº	Dichtungsleiste	Sealing strip	E012024516
26	Tankheizkörper 2800W	Container heater 2800W	E012122629
26	Tankheizkörper 2 kW	Container heater 2 kW	E012090524
27	Sicherheitsthermostat	Safety thermostat	E012096597
28	Thermostat 60°C	Thermostat 60°C	E012161299
29	Thermostat	Thermostat	E012046152
30	O-Ring AN-36	O-ring AN-36	E012010051
31	Heizkörper 2800W	Heating element 2800W	E012098741